





# Exporting Illinois Corn through U.S. Beef and Pork



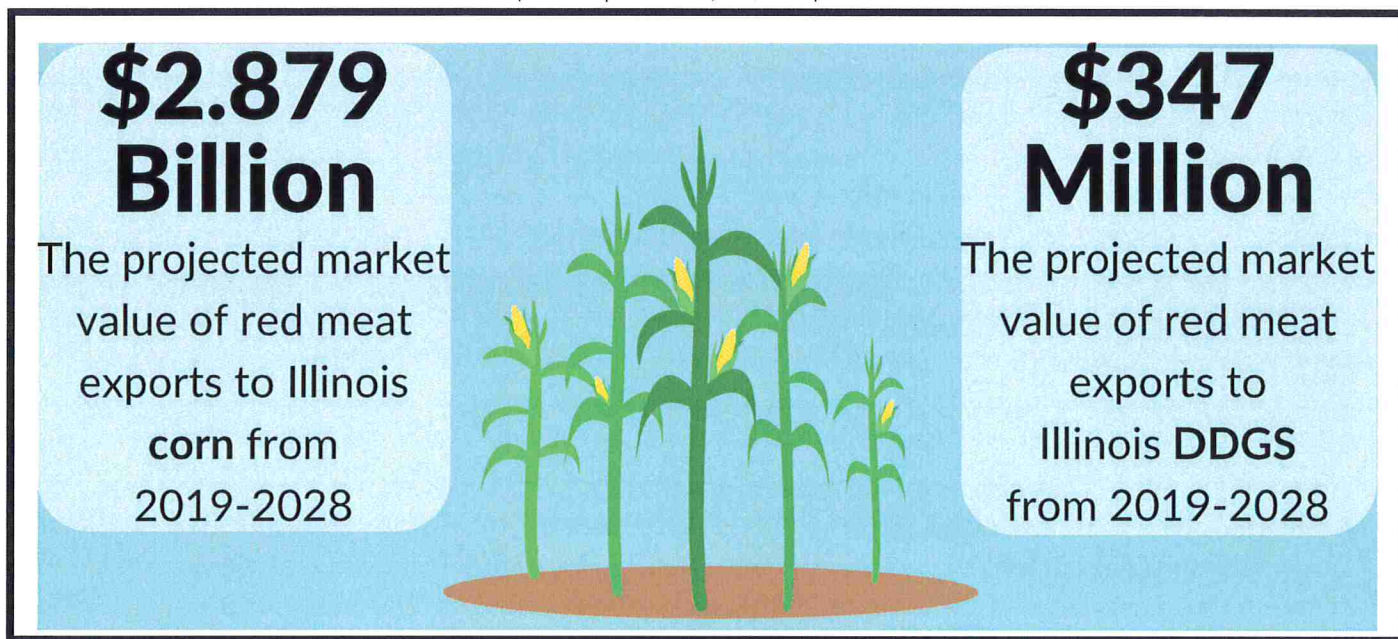
In 2018, the market value of red meat exports to Illinois

In 2018 red meat exports added **11%** of bushel value

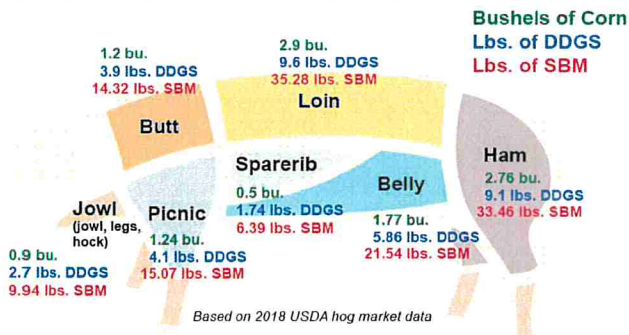


Without red meat exports, Illinois corn growers would have lost **\$859 billion in corn revenue** in 2018

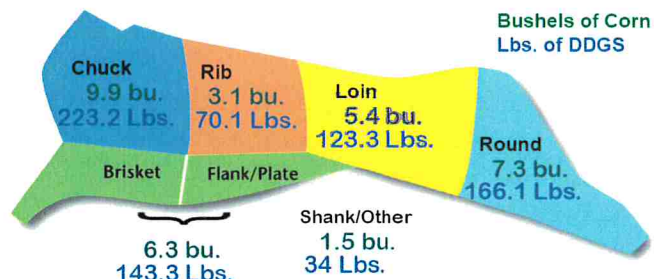
(state corn production \* \$0.39/bushel)




## Feed Cut Out for Pork



## Feed Cut Out for Beef







**14.6%** of U.S. beef is exported

**Top Beef Value Export Markets**

- Japan
- Korea
- Mexico
- China/Hong Kong
- Canada
- Taiwan

**\$323.14**

Value per head of fed cattle slaughtered from U.S. beef exports

**25.7%** of U.S. pork is exported



**Top Pork Value Export Markets**

**\$51.37**


Value per head of hogs slaughtered from U.S. pork exports

- Japan
- Mexico
- China/Hong Kong
- Canada
- Korea

\*\*2018 data


Since 2015, beef and pork exports have used

**35% more DDGS**



**Rate of Growth in Corn Use 2015-2018**

Beef & Pork Exports	29%
Direct Exports	24%
Ethanol	9%
Total Feed	8%



**1 in 4** bushels of increased feed use was exported through beef and pork



**2018 Market Price & Export Premium**



The export premium directly impacts livestock finishers' capacity to cover feed costs. A positive export premium adds to the profitability of feeding, which helps both the feeder and the farmer.